

## Bacteria Reporting 2023

### Carrying Place, Curtis Cove, Peters Cove, BHTP *The weeks of June 26th, 2023 - June 30th, 2023*

The Shaw Institute is a nonprofit scientific research organization founded in 1990 by environmental health scientist Dr. Susan Shaw. For over three decades, our research on plastics, ocean pollution, flame retardants, and climate change has informed our communities and public opinion as well as fueled policy decisions, impacting millions of people in the U.S. and worldwide. In order to keep our community members and beach goers safe from harmful bacteria or algal blooms, we test several locations around the peninsula and will provide reports weekly, suggesting which areas might be safest and which areas to avoid. Please feel free to check here or at <https://www.shawinstitute.org/coastal/bacteria-monitoring> to receive updates. More information is below.

#### **What:**

Enterococci bacteria indicate the presence of fecal contamination and potentially harmful bacteria in the water. These harmful bacteria are known to cause vomiting, diarrhea, nausea, abdominal pain, ear infections, and fever in recreational swimmers. Young children and people who are immunocompromised are especially susceptible.

#### **Why:**

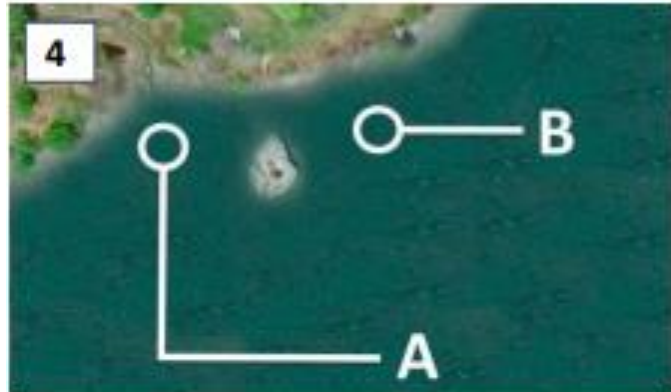
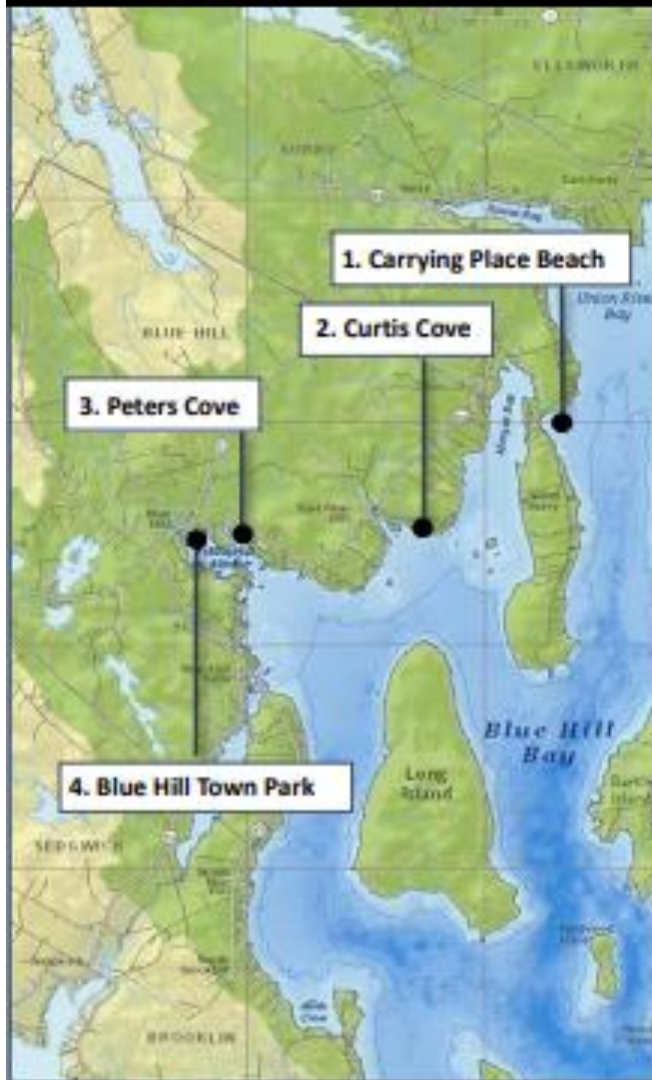
Many beaches around the country are monitored by private and government agencies to prevent public health risks of this kind, but the Shaw Institute's Blue Hill Research Center is the only organization that monitors beaches on our peninsula. We provide this monitoring as a public service for free to the community since our area is not monitored by government agencies.

#### **How:**

We follow very stringent protocols from the Environmental Protection Agency (EPA) and Maine Healthy Beaches for both sampling and processing of the bacteria samples. We combine weekly data with forecasted weather events to suggest areas to visit and areas to stay away from. Any results that are higher than the EPA's bacteria level threshold are also reported to the Blue Hill Town Hall.

Many local swimming areas will be monitored from June 2023 to September 2023. You can find recent reports by clicking the link of the location you are interested in viewing below.

# Bacteria Monitoring Sites 2023



## Bacteria Monitoring Key

- Green circles = safe (low levels of bacteria)
- Yellow circles = borderline (moderate to high levels of bacteria)
- Red circles = potentially unsafe (high levels of bacteria)

*\*colors determined from previous data and the week's weather forecast; after rain events, bacteria levels tend to be higher*







## Carrying Place

*\*According to the EPA, no single sample should exceed 104 Enterococci bacteria cells per 100 mL*

Most Recent Sampling Days	Sampling Sites	Enterococci Bacteria Counts	Meets EPA Standards
June 29th, 2023	A	74	
June 29th, 2023	B	74	
June 26th, 2023	C	0	
June 26th, 2023	D	10	
June 21st, 2023	C	0	
June 21st, 2023	D	10	
June 20th, 2023	A	10	
June 20th, 2023	B	20	





## Curtis Cove

*\*According to the EPA, no single sample should exceed 104 Enterococci bacteria cells per 100 mL*

<b>Most Recent Sampling Days</b>	<b>Sampling Sites</b>	<b>Enterococci Bacteria Counts</b>	<b>Meets EPA Standards</b>
June 29th, 2023	A	408	
June 29th, 2023	B	10	
June 29th, 2023	S (High Tide)	10	
June 26th, 2023	C	10	
June 26th, 2023	D	0	
June 26th, 2023	S (Low Tide)	41	
June 22nd, 2023	C	10	
June 22nd, 2023	D	0	
June 22nd, 2023	S (Low Tide)	41	
June 20th, 2023	A	52	
June 20th, 2023	B	20	
June 20th, 2023	S (High Tide)	41	




## Peters Cove

*\*According to the EPA, no single sample should exceed 104 Enterococci bacteria cells per 100 mL*

Most Recent Sampling Days	Sampling Sites	Enterococci Bacteria Counts	Meets EPA Standards
June 29th, 2023	A	10	
June 29th, 2023	B	10	
June 20th, 2023	A	30	
June 20th, 2023	B	20	

## Blue Hill Town Park

*\*According to the EPA, no single sample should exceed 104 Enterococci bacteria cells per 100 mL*

Most Recent Sampling Days	Sampling Sites	Enterococci Bacteria Counts	Meets EPA Standards
June 29th, 2023	A	0	
June 29th, 2023	B	0	
June 20th, 2023	A	0	
June 20th, 2023	B	10	